

Current:
Car parking areas

Current Shared Path

Current: Skate park
toilets
drink fountain
seating

**Point Lonsdale Bike Park
Development concept – April 2022**



Proposed development area



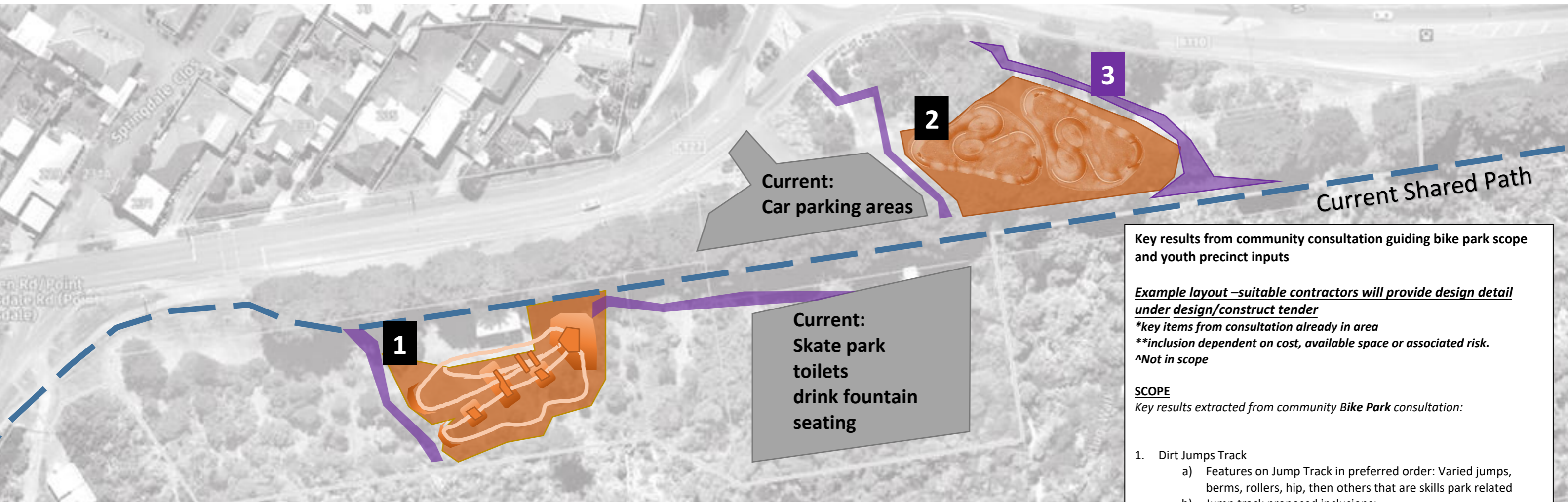
Nearby school, tourist park and medical facilities

Passive surveillance

Extensive pathways

Current levels of service

Development concept




Key results from community consultation guiding bike park scope and youth precinct inputs

Example layout –suitable contractors will provide design detail under design/construct tender
 *key items from consultation already in area
 **inclusion dependent on cost, available space or associated risk.
 ^Not in scope

SCOPE
 Key results extracted from community Bike Park consultation:


1. Dirt Jumps Track
 - a) Features on Jump Track in preferred order: Varied jumps, berms, rollers, hip, then others that are skills park related
 - b) Jump track proposed inclusions:
 1. Jumps of low to high rating
 2. Drops**
 3. Log runs**
 4. Collaborate and build area**
2. Asphalt Pump Track
 - a) Layout: Pump: double loop with transfer lines
 - b) Features on Pump Track in preferred order: berms then rollers then tabletops then transfer lines
 - c) Pump track proposed inclusions:
 1. small pump track and a large one
 2. directional arrows
 3. skate it
 4. difficulty lines
 5. jumpable rollers
 6. all skill levels
 7. banked run up area for take off**
 8. challenging for 10-17: ie large berms are rollers with transfers

1	Dirt Jump Track	New Bike Park Feature	Bike Park Consultation aim/results
2	Asphalt Pump Track	New Bike Park Feature	Bike Park Consultation aim/results
3	Area Amenities	New Granitic Footpath links to new features	Pathways



- General area features**
- | | |
|--------------------------|--|
| a) Drink tap* | |
| b) Toilet* | |
| c) benched and seats* | |
| d) gardens* | |
| e) weather cover** | |
| f) bike fixing station** | |
| g) night lighting*/** | |
- General Ideas:**
- | |
|---------------------------------------|
| a) Weaving tracks along coastline^ |
| b) BBQ area (under shelter) and ** |
| c) car parking for families to watch* |
| d) Make it look natural |
| e) Passive surveillance* |

Detail – Dirt jumps track



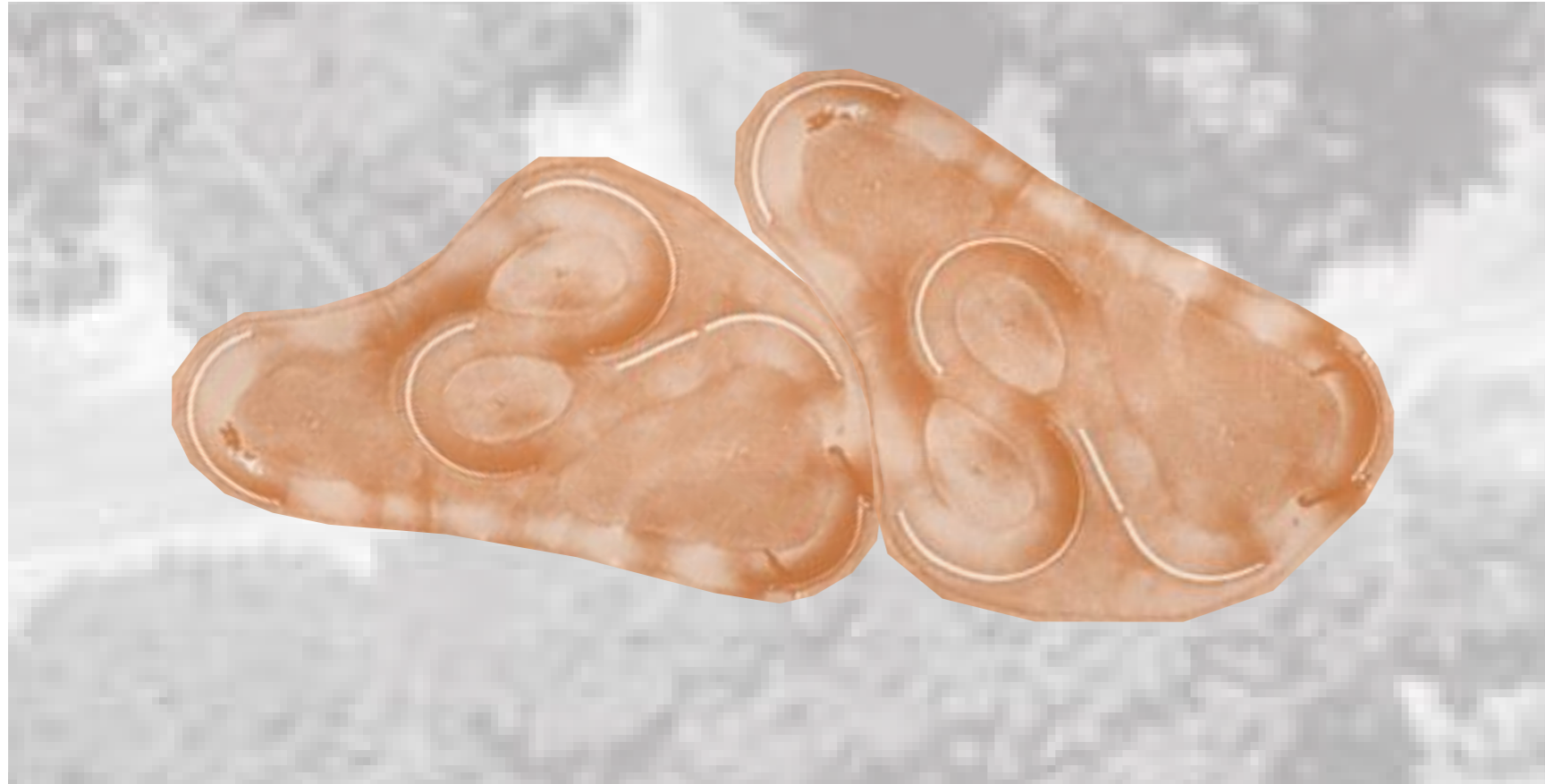
1. Dirt Jumps Track

- a) Features on Jump Track in preferred order: Varied jumps, berms, rollers, hip, then others that are skills park related
- b) Jump track proposed inclusions:
 1. Jumps of low to high rating
 2. Drops**
 3. Log runs**
 4. Collaborate and build area**

**inclusion dependent on cost, available space or associated risk.



Detail – Asphalt pump track



1. Asphalt Pump Track

- a. Layout: Pump: double loop with transfer lines
- b. Features on Pump Track in preferred order: berms then rollers then tabletops then transfer lines

c. Pump track proposed inclusions:

- i. small pump track and a large one
- ii. directional arrows
- iii. skate it
- iv. difficulty lines
- v. jumpable rollers
- vi. all skill levels
- vii. banked run up area for take off**
- viii. challenging for 10-17: ie large berms are rollers with transfers

**inclusion dependent on cost, available space or associated risk.